

75W DALI + PUSH+NFC Dimming power supply



■ Approve



Features

- Class I, Non-Isolated design, built-in
- Input Voltage 220-240VAC
- Protections: SCP/OLP/OVP/OTP
- Power Factor : 0.95
- Efficiency : 92%
- Adjustable Output Current with NFC
- Support DALI-2, Push Dimming
- Constant Lumen Output (CLO)
- 5 years warranty

Applications

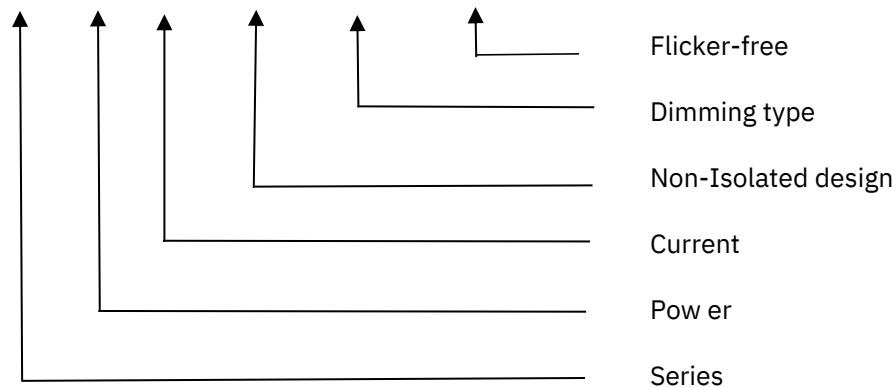
Linear light

Description

FMS-75-600 N-S DALI-2 LN is a 75W constant current LED driver that operates from 198-264Vac input with 120 to 600mA output current and a forward voltage range from 50 to 220Vdc. The output current is adjustable by NFC. With it's compact dimensions from 280 x 30 x 21 mm it is easy to integrate in linear light products. To ensure trouble-free operation, protection is provided against output short circuit and over Load.

Model code

FMS-75-600 N-S DALI-2 LN



Specification

Output	Constant Current	120-600mA
	Voltage Range	50-220VDC
	Unload voltage Max.	<250V RMS
	Current Accuracy	±5%
	Output HF current ripple(≥1KHz)	±15%
	Output LF current ripple(≤120Hz)	±3%
	SVM	≤0.01@Full Load
	Pst	≤0.05@Full Load
	Efficiency(Typ.)	92%
Input	Rated input voltage	220-240VAC
	Range of input voltage	198- 264 VAC
	Range of input voltage(DC)	198-280VDC
	Frequency(Hz)	0/50/60 Hz
	Displacement factor	≥0.9
	Power Factor	>0.95
	Input Current	0.46A max.
	Start-up time	<0.7S
	No Load Power	≤0.5W
	Standby Power	≤0.5W
	Network standby power	≤0.5W
	THD (Typ.)	10%
	Dimming	Dimming
Dimming mode		DALI-2 (IEC 62386-101,102,207) & Push Dimming (Corridor Function)
Dimming depth		1%
Dimming current range		1 ~100%
Protection	Over Load Protection	103-120% YES/Latch off
	Over Voltage Protection	<250V RMS YES/Latch off
	Short circuit Protection	YES/Latch off
	Over Temperature Protection	YES/Auto Resume
Environment	Operating Temperature	- 25°C~+60°C
	Humidity	20%-90%RH
	Tc	85°C
	Storage Temperature	- 25°C~+60°C
	Lifetime	>50000h,@Tc=80°C
Surface	Dimension	280 x 30 x 21(LXWXH)mm

s standards	EN 61347-1; EN61347-2-13; EN62384; EN55015; EN61000-3-2 ; EN61000-3-3; EN 61547;		
Others	ErP	EU 2019/2020	
	RoHS	RoHS (2011/65/EU) (EU)2015/863	
Note	<p>1.All parameters NOT specially mentioned are measured at 230VAC input , full load and 25°C of ambient temperature.</p> <p>2.Ripple & Noise are measured at 20MHz of bandwidth by using a 300mm twisted pair-wire terminated with a 0.1uF & 47 uF parallel capacitor.</p> <p>3.The DC input for this product is only used for emergency lighting and applies to functional and safety requirements, EMC is not considered.</p>		

Parameter

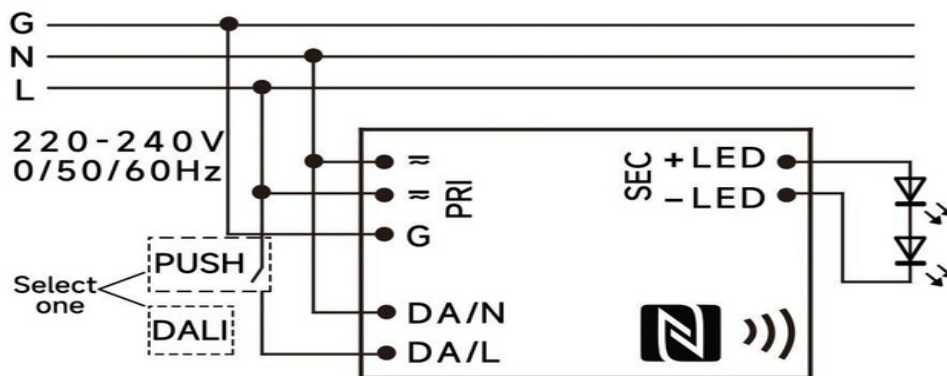
Number	Output			
	Current (mA)	Voltage (VDC)	Voltage No load (VDC)	Power (W)
*	120mA	50-220VDC	250	26.4
1
2	3 40m A	50-220VDC	250	74.8
3
4	600mA	50-125VDC	250	75
5				

* Factory default

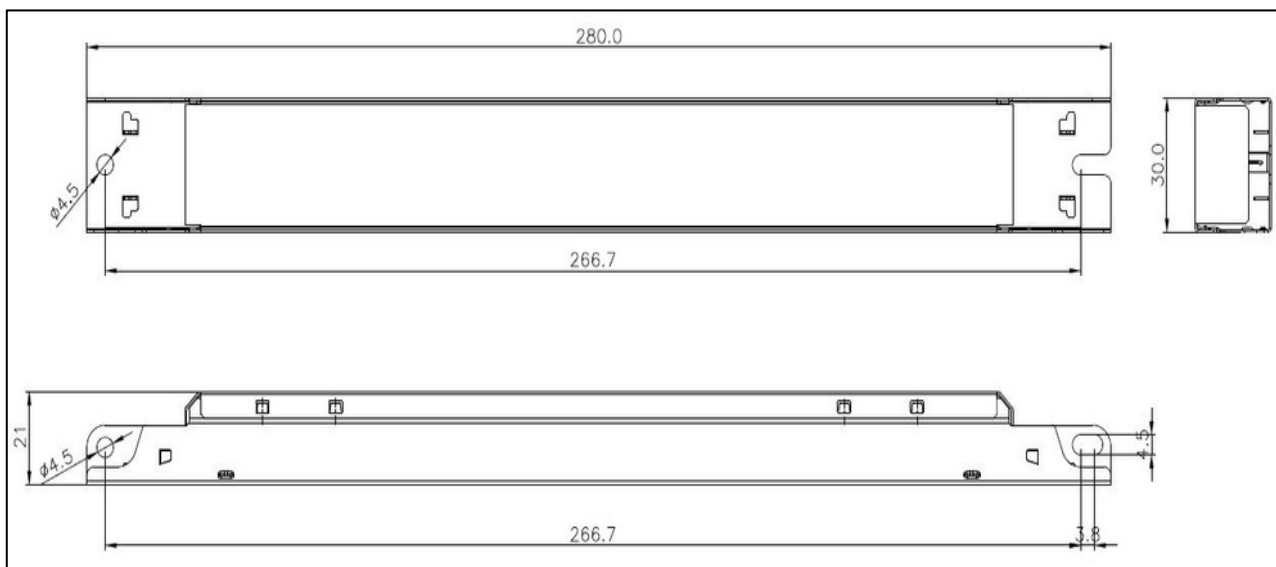
Circuit Breaker

Ipeak	Tw idth	B10	B16	B20	C10	C16	C20
27.1A	266 μs	11pcs	17pcs	22pcs	17pcs	27pcs	34pcs

Wiring diagram



2D diagram

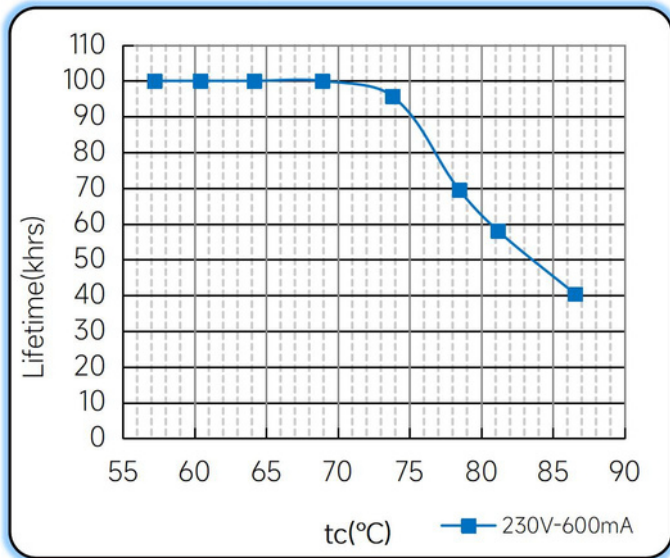


Wiring & Connections

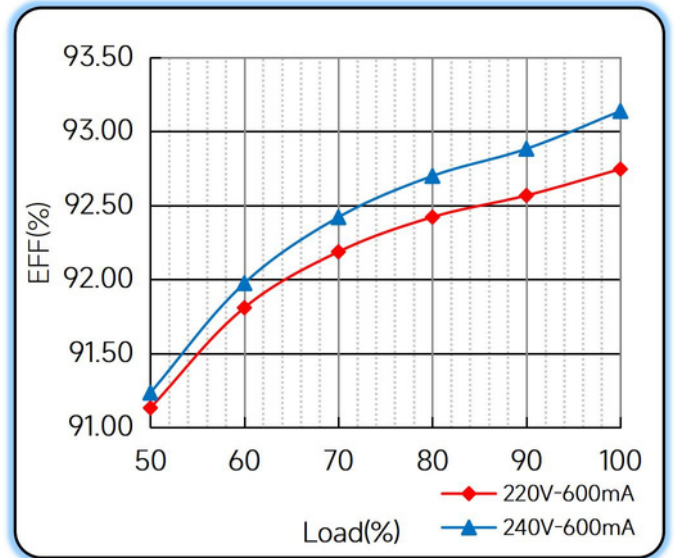
Specification item		Value (Unit)
Input	Input wire cross-section	0.5...1.5 mm ²
	Input wire gauge.	16...20 AWG
	Input wire strip length	7...9mm
Output	Output wire cross-section	0.5...1.5 mm ²
	Output wire gauge.	16...20 AWG
	Output wire strip length	7...9mm

Curve for FMS-75-600 N-S DALI-2 LN, $I_o=600mA$

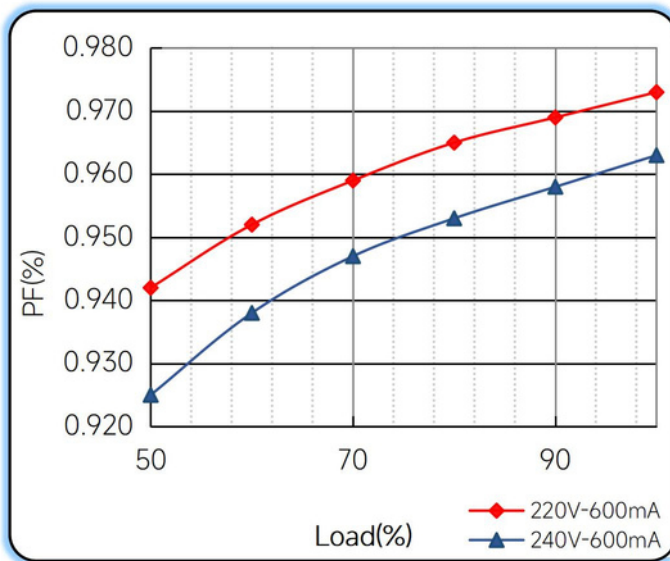
Lifetime vs. Temperature Curve



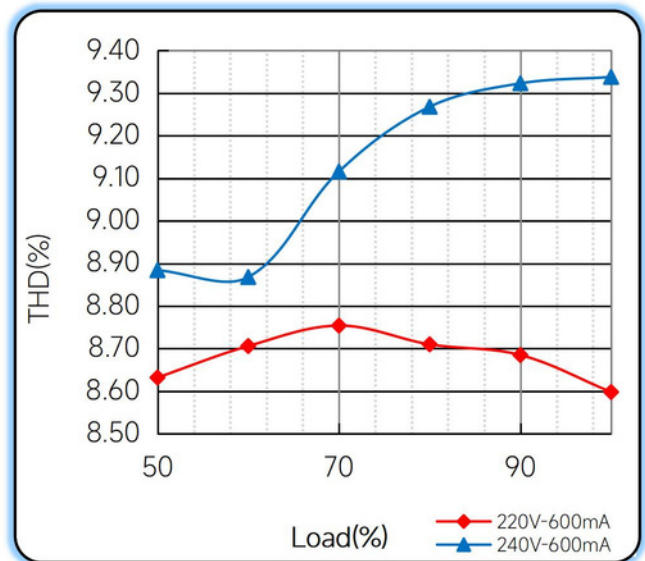
Efficiency vs. Load



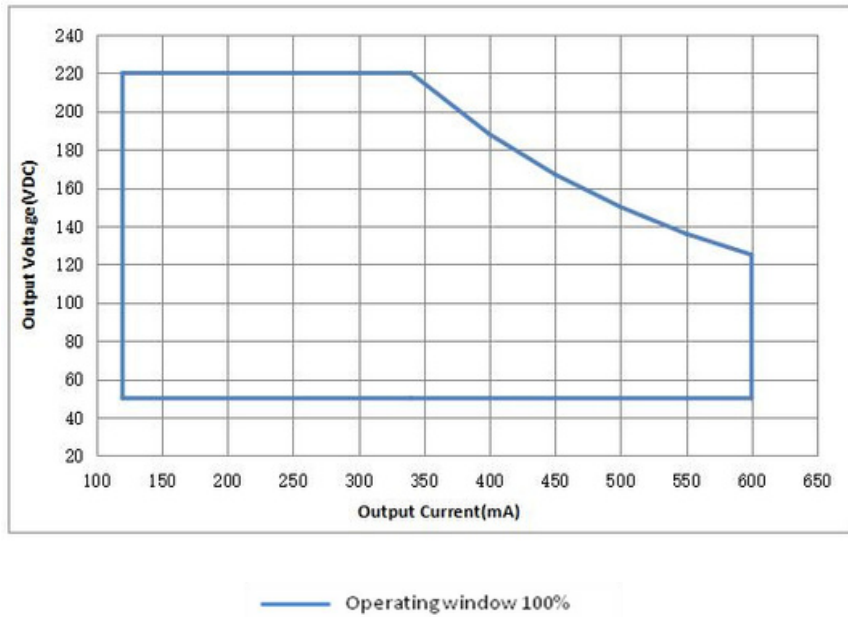
Power Factor Characteristics



THD vs. Load



Operating window



Revision Updates

ITEM	BEFORE	AFTER	VERSION	DATE
Initial			A	2022/05/15
Start-up time	0.5S	0.7S	A	2022/08/12